

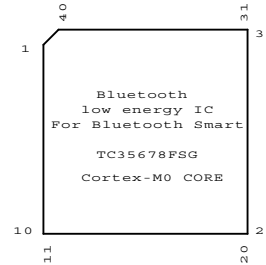
SAPPHIRE-678FSG (FCCID:2AKW4-678FSG)

TC35678FSG Evaluation Board Schematics

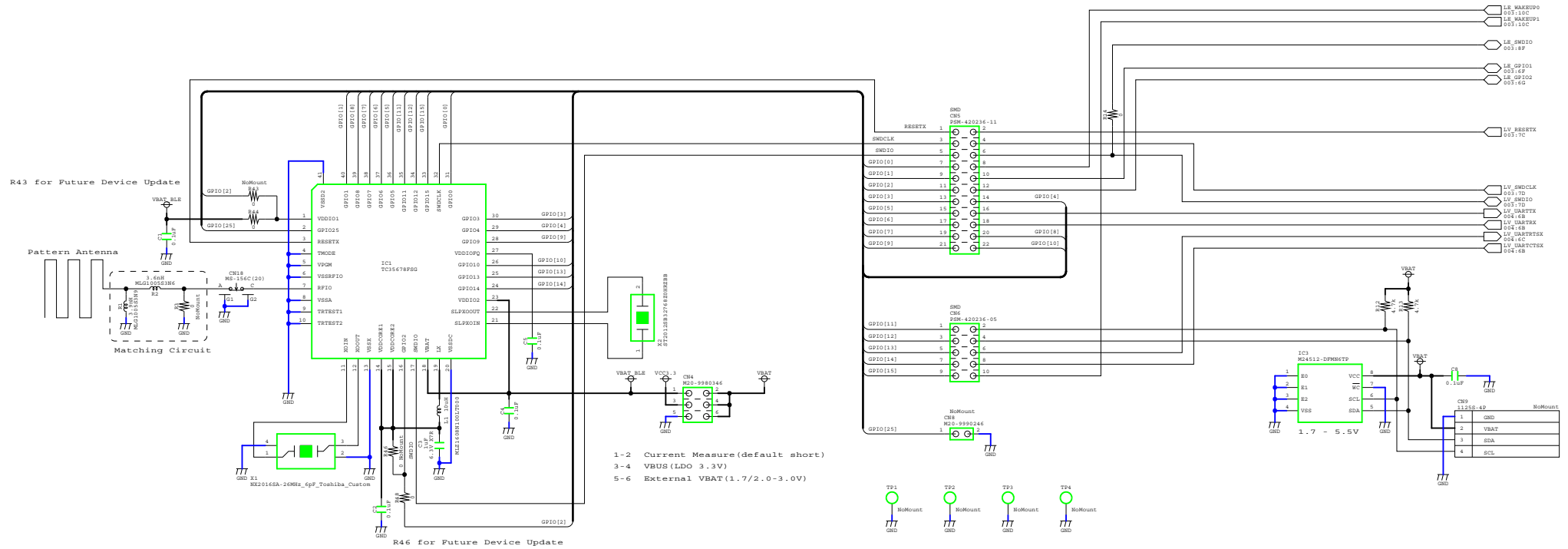
01. THIS SHEET
02. BLE TC35678FSG(QFN40)
03. SWD CN / Boot Mode Select / Interrupt
04. CMSIS-DAP / USB to UART / USER Debug IO

TC35678FSG
Pin Assign

1	VDDIO1	21	SLPXOIN
2	GPIO25	22	SLPXOOUT
3	RESETX	23	VDDIO2
4	TMODE	24	GPIO14
5	VPGM	25	GPIO13
6	VSSRFIO	26	GPIO10
7	RFIO	27	VDDIOFQ
8	VSSA	28	GPIO9
9	TRTEST1	29	GPIO4
10	TRTEST2	30	GPIO3
11	XOIN	31	GPIO0
12	XOOUT	32	SWDCLK
13	VSSX	33	GPIO15
14	VDDCORE1	34	GPIO12
15	VDDCORE2	35	GPIO11
16	GPIO2	36	GPIO5
17	SWDIO	37	GPIO6
18	VBAT	38	GPIO7
19	LX	39	GPIO8
20	VSSDC	40	GPIO1
			FIN VSSD2



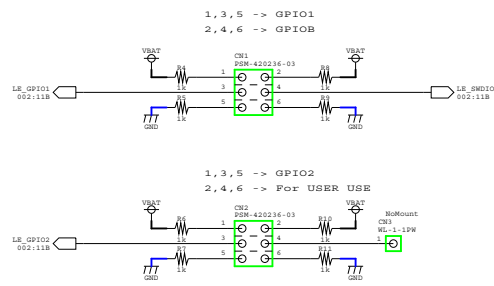
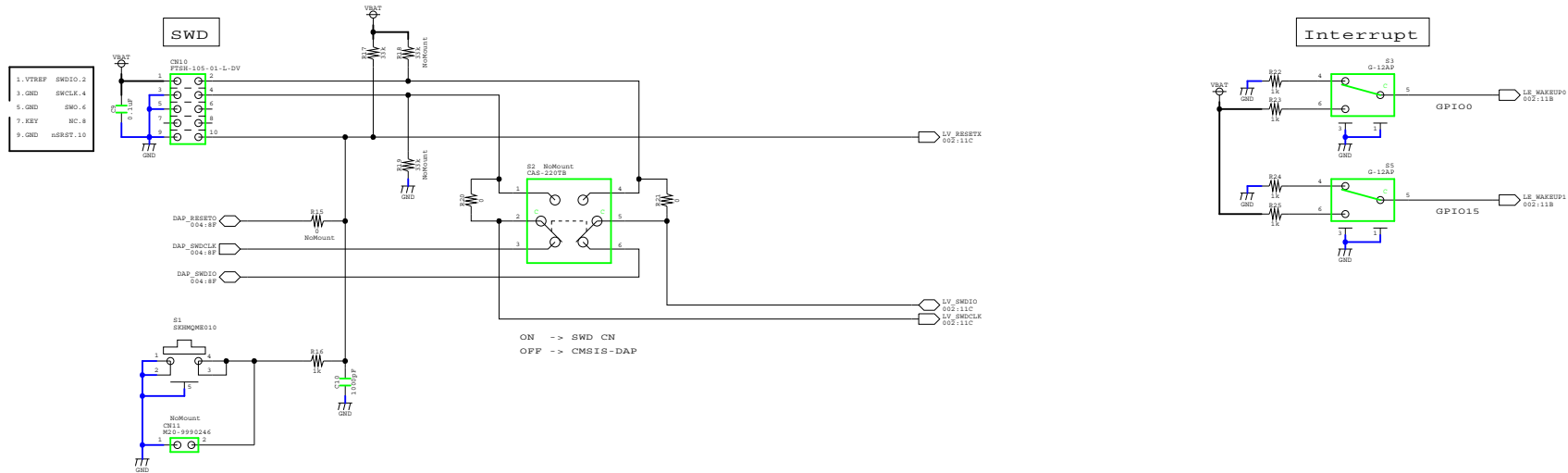
						Project
						Board Name
						SAPPHIRE-678FSG_RevB
Rev	Date	作成	確認	承認	変更内容	Page
	17/06/16 21:30:04 Yamaguchi					Page 1 of 4



1-2 Current Measure(default short)
 3-4 VBUS (LDO 3.3V)
 5-6 External VBAT(1.7/2.0-3.0V)

					Project
					Board Name
					SAPPHIRE-678FSG_RevB
					変更内容
Rev	Date	作成	確認	承認	Page
	17/06/16				Page 2 of 4
	21/04/14	Yamaguchi			

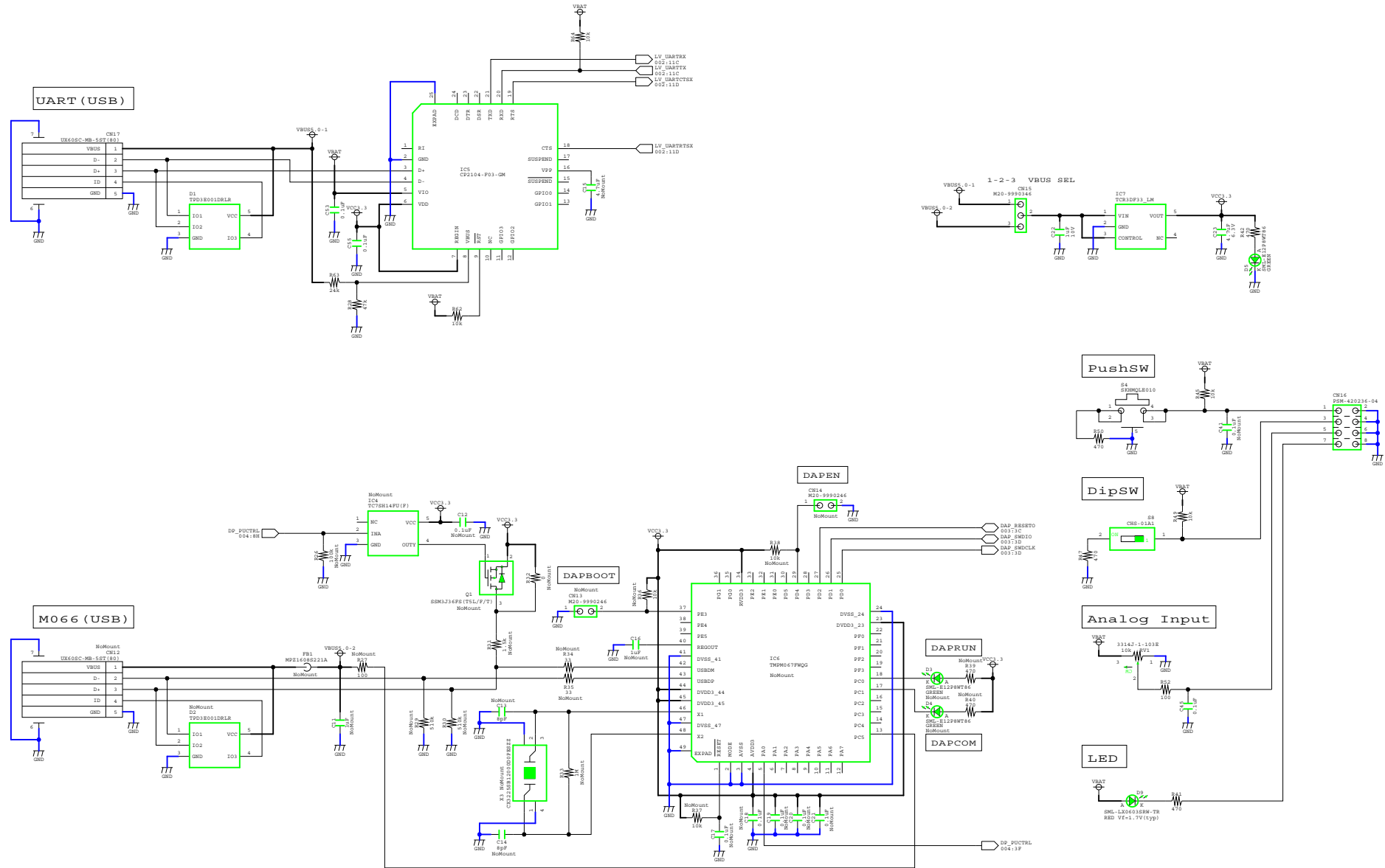
03. SWD CN / Boot Mode Select / Interrupt



						Project
						Board Name
						SAPPHIRE-678FSG_RevB
Rev	Date	作成	確認	承認	変更内容	
	17/06/16 21:36:43	Yamaguchi				
						Page 3 of 4

04. CMSIS-DAP / USB to UART / USER Debug IO

Confidential



						Project
						Board Name
						SAPPHIRE-678FSG_Rev1
Rev	Date	作成	確認	承認	変更内容	Page
	17/06/16	Yanaguchi				Page 4 of 4